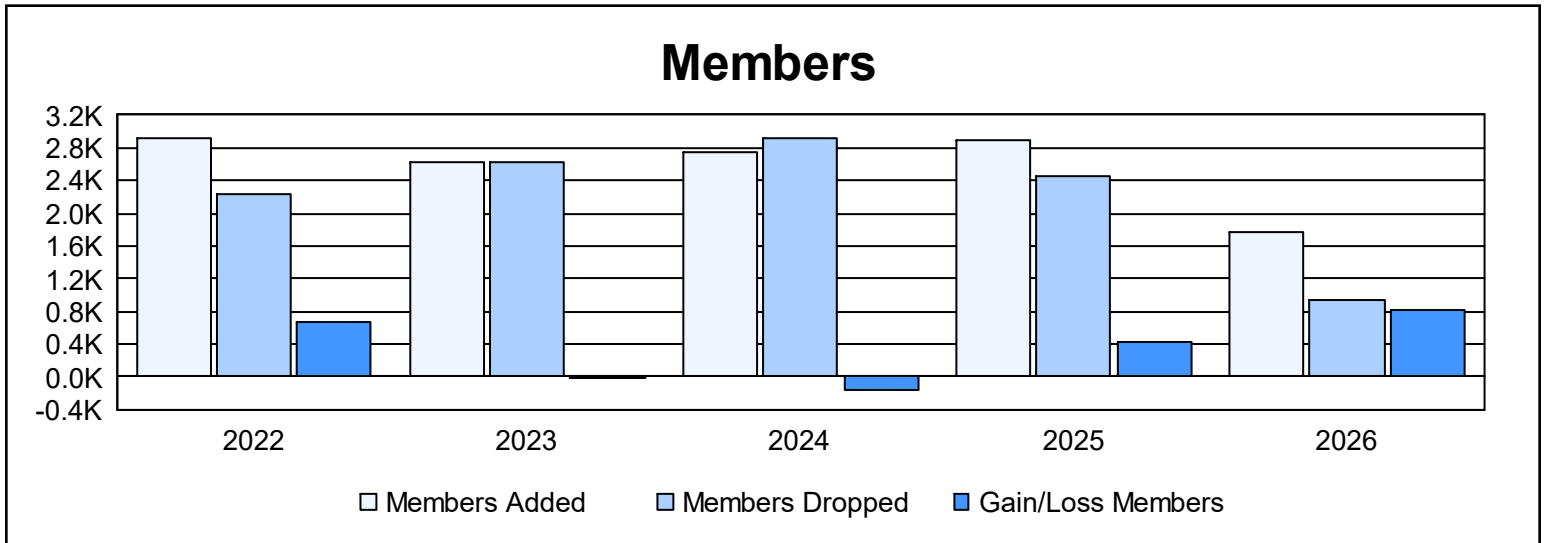
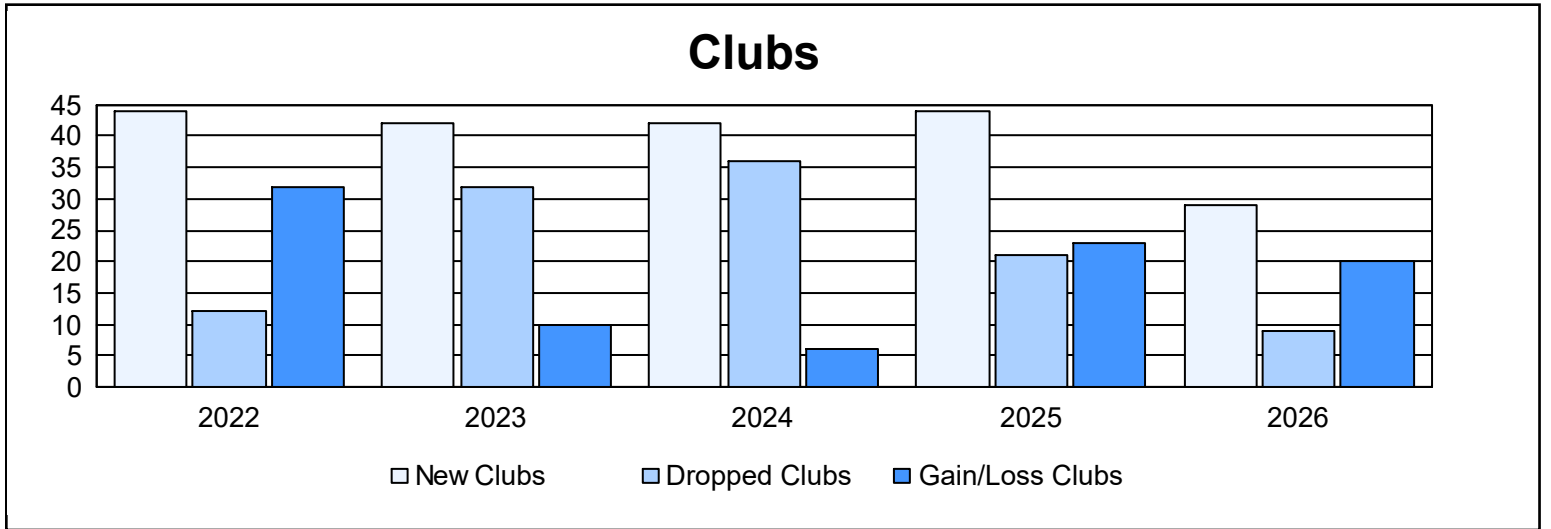
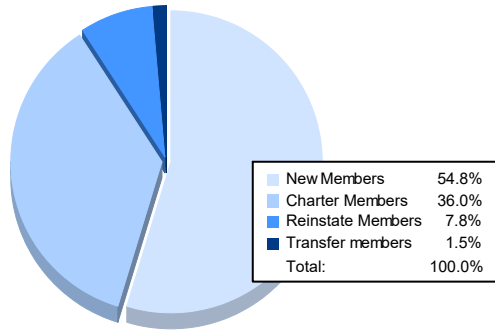


Year	New Clubs	Dropped Clubs	Gain/ Loss Clubs	New Members	Charter Members	Reinstate Members	Transfer Members	Total Member Added	Total Members Dropped	Gain/ Loss Members
2021-2022	44	12	32	1,678	1,111	102	28	2,919	2,244	675
2022-2023	42	32	10	1,205	1,123	221	66	2,615	2,630	-15
2023-2024	42	36	6	1,423	1,064	201	70	2,758	2,912	-154
2024-2025	44	21	23	1,502	1,017	315	53	2,887	2,453	434
2025-2026	29	9	20	967	635	137	27	1,766	945	821
Average	40	22	18	1,355	990	195	49	2,589	2,237	352



Membership Composition April 2026 Cumulative



Gender Composition April 2026 Cumulative

